

PRODUCT DATASHEET

LN UO EM 1200 25 W 3000 K

LINEAR ULTRA OUTPUT EMERGENCY | Surface luminaire with high luminous flux and integrated emergency lighting function



Areas of application

- Emergency illumination of escape routes
- Antipanic lighting
- Buildings requiring up to 3 h emergency light operation
- Direct replacement for luminaires with fluorescent lamps
- Indoor applications
- Industrial and commercial halls
- Public areas
- Corridors, stairwells, basements

Product benefits

- Seamless integration of luminaires with emergency lighting function into general lighting
- Easy wiring thanks to included prewired driver and battery for Emergency lighting function
- Simple testing of luminaires with emergency lighting function thanks to integrated automatic test function
- Convenient visualization of results of automatic test with an included control LED
- Operation of integrated emergency lighting function with long life LiFePO4 battery with 3h battery discharge time
- High luminous efficacy in normal operation
- Replacement of conventional T8 luminaires with up to 7100 lm
- Energy savings up to 60 % (compared to luminaires that use fluorescent lamps)
- Robust structure with IK08
- 3 years guarantee



Product features

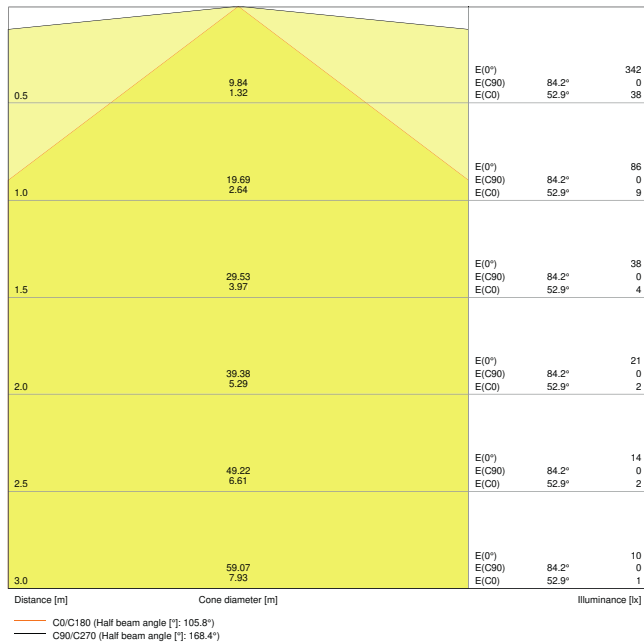
- Certified according to European norms (EN 60598-1:2015; EN 60598-2-22:2014)
- Luminaire suited for normal lighting and emergency lighting
- Self-contained luminaires
- Emergency lighting function: battery discharge time of 3 h
- Function test of emergency lighting: automatic (AT)
- Battery technology: LiFePO4
- Very high luminous efficacy: up to 125 lm/W
- Robust metal housing and PC diffusor
- Wiring at back side of luminaire
- Through wiring possible

TECHNICAL DATA**Electrical data**

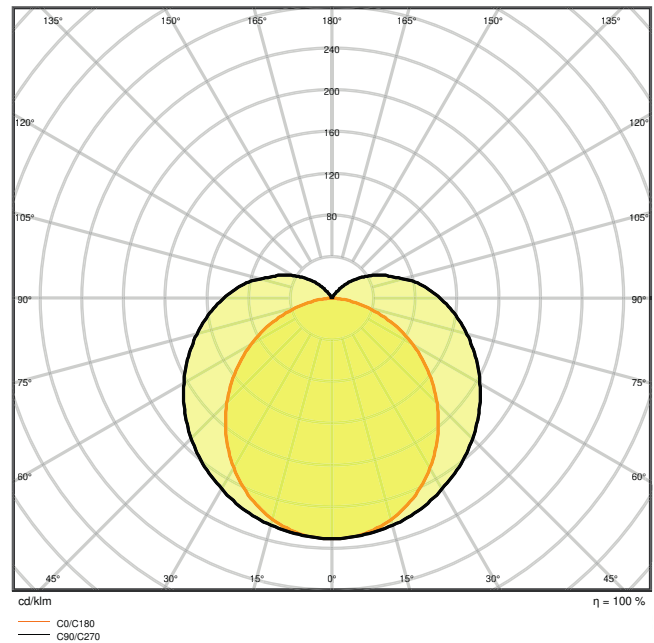
Nominal wattage	25.00 W
Nominal voltage	220...240 V
Mains frequency	50...60 Hz
Nominal current	115 mA
Inrush current	20 A
Inrush current time T_{h50}	100 μ s
Max. no. of lum. on circuit break. B16 A	41
Max. no. of lum. on circuit break. C10 A	33
Max. no. of lum. on circuit break. C16 A	53
Power factor λ	> 0.90
Total harmonic distortion	\leq 20 %
Protection class	I
Operating mode	Integrated LED driver

Photometrical data

Luminous flux	2850 lm
Luminous efficacy	115 lm/W
Color temperature	3000 K
Light color (designation)	Warm White
Color rendering index Ra	\geq 80
Standard deviation of color matching	\leq 5 sdc _m
Photobiological safety group acc. to EN62778	RG0
Beam angle	120 °



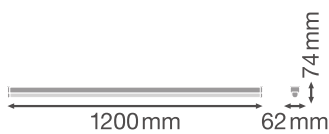
LDC typ cone



LDC typ polar

Dimensions & Weight

Length	1168.00 mm
Width	62.00 mm
Height	74.00 mm
Product weight	1410.00 g



Materials & Colors

Product color	White
Housing color	White
Body material	Steel

Cover material	Polycarbonate (PC)
Light emitting surface material	Polycarbonate (PC)
Glow Wire Test according to IEC 60695-2-12	850 °C
Mercury content	0.0 mg

Application & Mounting

Ambient temperature range	0...+35 °C
Temperature range at storage	0...+40 °C
Type of connection	Screwless terminal
Type of protection	IP20
Protection class IK (shock resistance)	IK08
Dimmable	No
Mounting type	Surface
Mounting location	Ceiling / Wall
Application environment	Indoor
LED module replaceable	Not replaceable
With light source	Yes

Lifespan

Lifespan L70/B50 at 25 °C	50000 h ¹⁾
Lifespan L80/B10 at 25 °C	40000 h ¹⁾
Lifespan L90/B10 at 25 °C	30000 h
Number of switching cycles	50000

¹⁾ t[h]: L70 / B50 @ 25 °C (Ta), t[h]: L80 / B10 @ 25 °C (Ta), t[h]: L90 / B10 @ 25 °C (Ta)

Emergency lighting

Area of emergency application	Anti-panic lighting / Escape route lighting
Type of emergency light operation	Maintained / Non-maintained
Type of emergency operation test	Automatic
Wattage in maintained operation mode	25 W
Wattage in emergency operation mode	3,0 W
Luminous flux in emergency operation mode	370 lm
Nominal voltage of battery	3.2 V
Battery life in emergency operation mode	3 h
Battery charging time	< 24 h
Integrated test switch	No

Certificates & Standards

Standards	CE / CB / ENEC / TÜV SÜD / EAC
Luminaire with limited surface temperature, "D sign"	No
Ball shot safe	No

Additional product data





Number of illuminants	-
-----------------------	---

EQUIPMENT / ACCESSORIES







- Mounting screws and dowels included

DOWNLOAD DATA

Documents and certificates

	User instruction
	Addon Technical Information
	Declarations Of Conformity CE
	Declarations Of Conformity UKCA

Photometric and lighting design files

	IES file (IES)
	LDT file (Eulumdat)
	ULD file (DIALux)
	ROLF file (RELUX)
	UGR file (UGR table)
	LDC typ cone
	LDC typ polar

Tender texts

Tender documents

LOGISTICAL DATA

Product code	Packaging unit (Pieces/Unit)	Dimensions (length x width x height)	Gross weight	Volume
4058075515208	Folding box 1	69 mm x 1,174 mm x 77 mm	1495.00 g	6.24 dm ³
4058075515215	Shipping box 6	1,184 mm x 225 mm x 170 mm	9625.00 g	45.29 dm ³

The mentioned product code describes the smallest quantity unit which can be ordered. One shipping unit can contain one or more single products. When placing an order, for the quantity please enter single or multiples of a shipping unit.

References / Links

- For Guarantee see www.ledvance.com/guarantee

DISCLAIMER

Subject to change without notice. Errors and omission excepted. Always make sure to use the most recent release.