

# PRODUCT DATASHEET

## SF BLKH S 300 P EM 15W 830 BK IP65

SURFACE BULKHEAD 300 SENSOR EMERGENCY | Robust wall and ceiling luminaire with IP65 protection, high-frequency sensor and integrated emergency lighting function



### Areas of application

- Emergency illumination of escape routes
- Antipanic lighting
- Buildings requiring up to 3 h emergency light operation
- Direct replacement for luminaires with fluorescent lamps
- Corridors, stairways, entrance areas
- Passages, underpasses
- Public areas

### Product benefits

- Multiple adjustments of sensor range, daylight detection and hold time
- Seamless integration of luminaires with emergency lighting function into general lighting
- Easy wiring thanks to included prewired driver and battery for Emergency lighting function
- Separate covers available for an aesthetic and functional product design
- 3 years guarantee
- Operation of integrated emergency lighting function with long life LiFePO4 battery with 3h battery discharge time
- High luminous efficacy in normal operation
- Suitable for use in dusty and damp locations thanks to high IP rating
- Suitable for use in public areas thanks to high IK rating
- Multiple mounting patterns for convenient installation
- Convenient visualization of results of automatic test with an included control LED
- Simple testing of luminaires with emergency lighting function thanks to integrated automatic test function

### Product features

- High frequency sensor for daylight and motion detection
- Certified according to European norms (EN 60598-1:2015; EN 60598-2-22:2014)
- Luminaire suited for normal lighting and emergency lighting
- Self-contained luminaires
- Emergency lighting function: battery discharge time of 3 h

- Function test of emergency lighting: automatic (AT)
- Battery technology: LiFePO4
- Ambient temperature in operation: 5°...+40 C
- UV-stabilized polycarbonate (PC) housing, PC-diffuser
- Impact resistance: IK10
- Push wire terminal for tool-free connection
- Through-wiring possible


## TECHNICAL DATA

### Electrical data

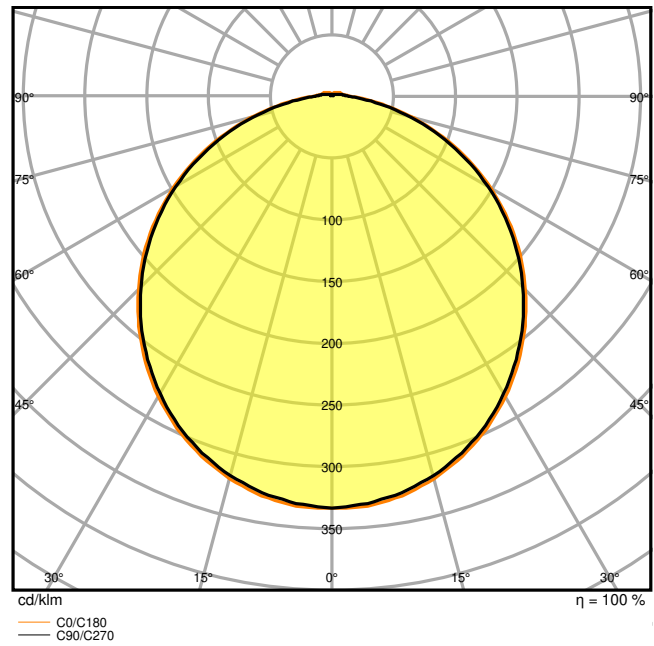
Nominal wattage	15.00 W
Nominal voltage	220...240 V
Mains frequency	50...60 Hz
Nominal current	350.000 mA
Inrush current	3.47 A
Inrush current time $T_{h50}$	490 $\mu$ s
Max. no. of lum. on circuit break. B16 A	48
Max. no. of lum. on circuit break. C10 A	48
Max. no. of lum. on circuit break. C16 A	78
Power factor $\lambda$	$\geq 0.7$
Total harmonic distortion	< 8 %
Protection class	II
Operating mode	Integrated LED driver

### Photometrical data

Luminous flux	1400 lm
Luminous efficacy	93 lm/W
Color temperature	3000 K
Light color (designation)	Warm White
Color rendering index Ra	> 80
Standard deviation of color matching	< 5 sdc <sub>m</sub>
Luminous intensity	-
Low flicker	Yes
Flickering metric (Pst LM)	-
Stroboscope effect metric (SVM)	-
Photobiological safety group acc. to EN62778	RG0
Photobiological safety group acc. to EN62471	RG0
Beam angle	120 °



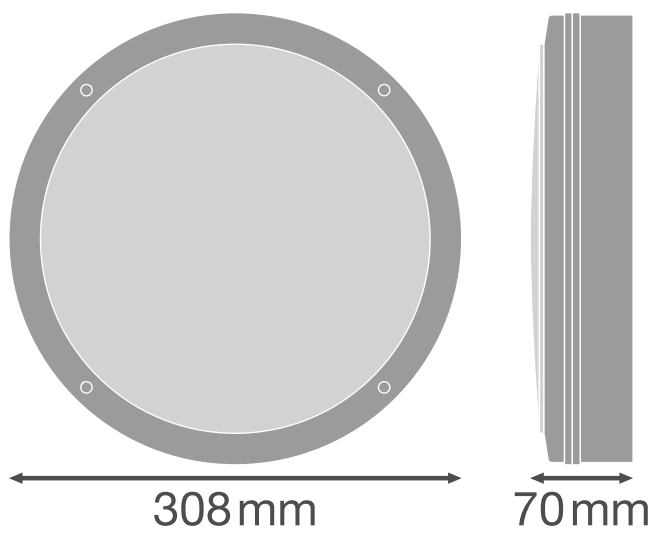
LDC typ cone



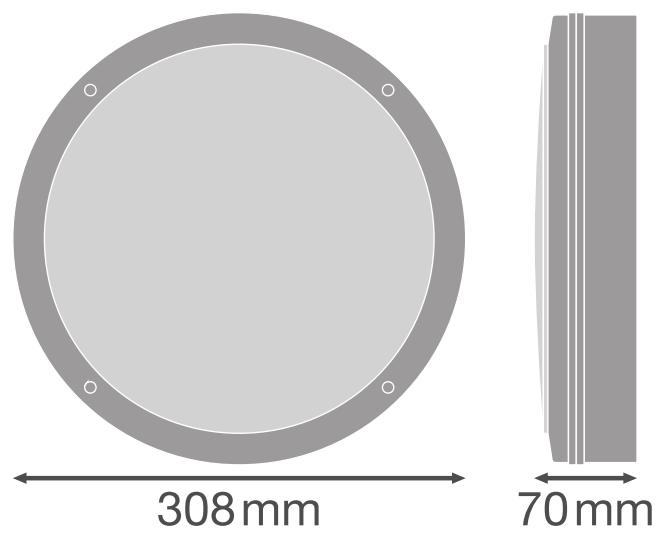
LDC typ polar

Dimensions & Weight

Diameter	300.00 mm
Height	70.00 mm
Product weight	1060.00 g



Product line drawing with numbers



Product line drawing with numbers

## Materials & Colors

Product color	Black
Housing color	Black
Body material	Polycarbonate (PC)
Cover material	Polycarbonate (PC)
Light emitting surface material	Polycarbonate (PC)
Glow Wire Test according to IEC 60695-2-12	850 °C
Mercury content	0.0 mg

## Application & Mounting

Ambient temperature range	+5...+40 °C
Type of connection	Screwless terminal
Type of protection	IP65
Protection class IK (shock resistance)	IK10
Dimmable	No
Mounting type	Surface
Mounting location	Ceiling / Wall
Application environment	Outdoor
LED module replaceable	Not replaceable
With light source	Yes

## Lifespan

Lifespan L70/B50 at 25 °C	50000 h <sup>1)</sup>
Lifespan L80/B10 at 25 °C	35000 h <sup>1)</sup>
Lifespan L90/B10 at 25 °C	20000 h
Number of switching cycles	100000

<sup>1)</sup> t[h]: L70 / B50 @ 25 °C (Ta), t[h]: L80 / B10 @ 25 °C (Ta), t[h]: L90 / B10 @ 25 °C (Ta)

## Control gear

Output current	350 mA
----------------	--------

## Sensor

Type of sensor	Motion / Light
Sensor technology	Microwave
Sensor detection angle	150 °
Sensor controlled switching time	5 s...30 min
Detection range of motion sensor	3...8 m
Detection threshold of daylight sensor	2...50 lx

Sensor IP rating	IP20
------------------	------

### Emergency lighting

Area of emergency application	Anti-panic lighting / Escape route lighting
Type of emergency light operation	Maintained / Non-maintained
Type of emergency operation test	None
Wattage in maintained operation mode	16.5 W
Wattage in emergency operation mode	3,0 W
Luminous flux in maintained operation mode	1400 lm
Luminous flux in emergency operation mode	350 lm
Nominal voltage of battery	3.2 V
Battery life in emergency operation mode	3 h
Battery charging time	< 24 h
Integrated test switch	No







### Certificates & Standards

Standards	CE / CB
Luminaire with limited surface temperature, "D sign"	No
Ball shot safe	No







### EQUIPMENT / ACCESSORIES

- Additional cover rings in different designs available
- Mounting screws and dowels included

### DOWNLOAD DATA

Documents and certificates	
	User instruction
	Addon Technical Information
	Packaging insert
	Declarations Of Conformity CE
	Declarations Of Conformity UKCA
Photometric and lighting design files	
	IES file (IES)

**Photometric and lighting design files**

	LDT file (Eulumdat)
	ULD file (DIALux)
	ROLF file (RELUX)
	UGR file (UGR table)
	LDC typ cone
	LDC typ polar

**CAD/BIM files**

	BIM_Revit_3D
	CAD_STEP_3D

**Tender texts**

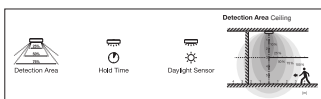
	Tender documents
--	------------------










**LOGISTICAL DATA**

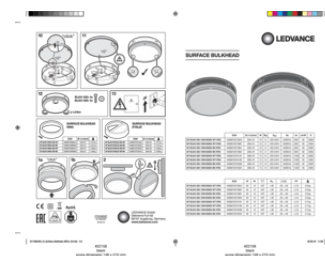
Product code	Packaging unit (Pieces/Unit)	Dimensions (length x width x height)	Gross weight	Volume
4058075647749	Folding box 1	322 mm x 312 mm x 74 mm	1107.00 g	7.43 dm <sup>3</sup>
4058075647756	Shipping box 8	650 mm x 335 mm x 315 mm	10081.00 g	68.59 dm <sup>3</sup>

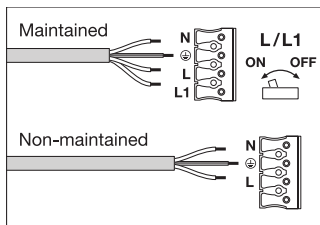
The mentioned product code describes the smallest quantity unit which can be ordered. One shipping unit can contain one or more single products. When placing an order, for the quantity please enter single or multiples of a shipping unit.

**ADDITIONAL CATALOG INFORMATION**



Luminaire Status	Control LED
Normal	Green 
Emergency	OFF 
Testing	Green:  OFF  1s, 1s, 1s...2
Battery connection fault	Red:   1s, 1s, 1s...2
Battery capacity fault	Red: 
Luminaire fault	Red:   1s, 4s, 4s...2






---

## References / Links

- For Guarantee see [www.ledvance.com/guarantee](http://www.ledvance.com/guarantee)

---

## DISCLAIMER

Subject to change without notice. Errors and omission excepted. Always make sure to use the most recent release.