


PRODUCT DATASHEET

PL CMFT 600 P 36W 930 940 U19 CPS CRI90

PANEL COMFORT 600 UGR<19 CPS CRI90 | Square recessed panel luminaires with CRI90, CCT and power select (CPS) feature and low glare, for 600 x 600 mm ceiling systems



Areas of application

- Direct replacement for recessed luminaires with fluorescent lamps
- Offices, conference rooms
- Reception areas, foyers, corridors, elevators
- Schools, public buildings
- Suitable for recessed ceiling systems with grid size of 600 x 600 mm

Product benefits

- High performance with CRI90 and up to 122 lm/W
- Highly versatile due to selectable CCT and power steps (CCT/Power Select - CPS) on the driver
- High color consistency with SDCM 3
- Good glare reduction (UGR < 19)
- Through-wiring possible with included connector box
- External driver for extended flexibility and easy installation
- Low flicker light thanks to special electronic control gear
- Extended services such as energy monitoring and remote maintenance possible with DALI versions
- 5 years guarantee

Product features

- Extruded aluminum frame
- Polystyrene diffuser
- 5-pole terminal block, cable cross section up to 5 x 2.5 mm²
- Luminaire versions with IoT-ready DALI-2 driver available
- Lifetime (L80/B10): up to 60,000 h (at 25 °C)

TECHNICAL DATA

Electrical data

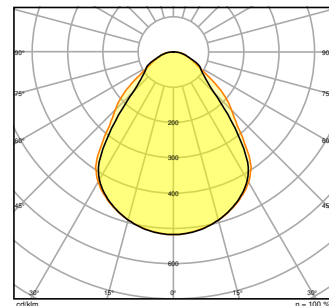
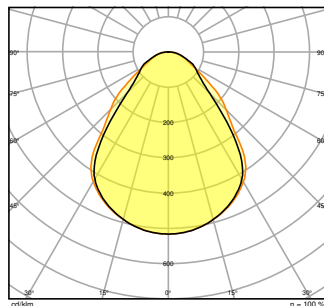
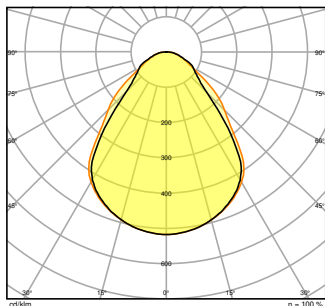
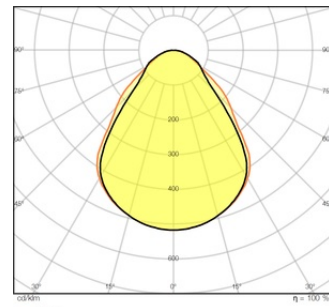
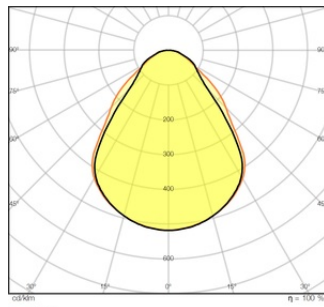
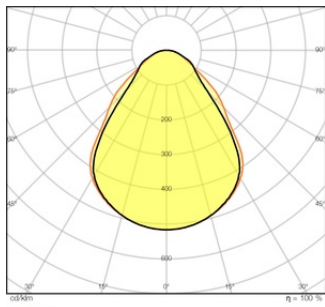
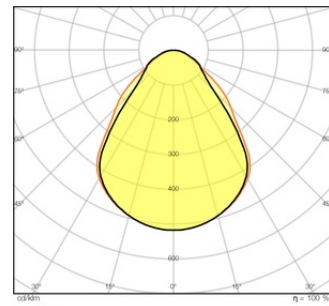
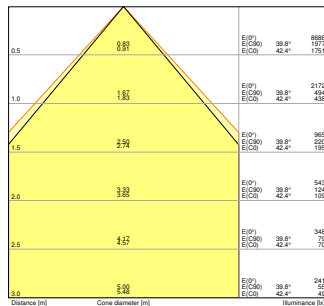
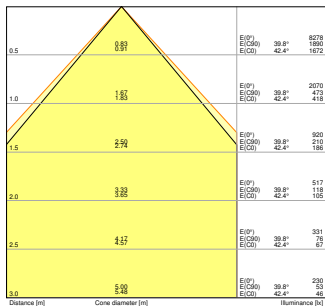
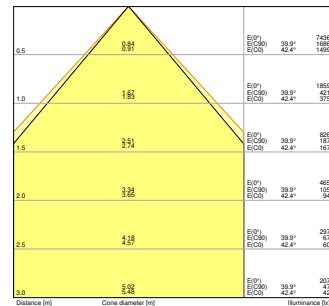
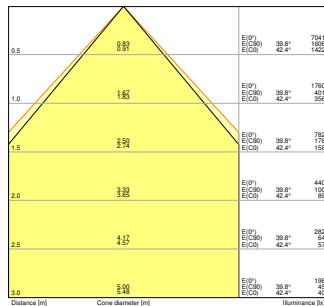
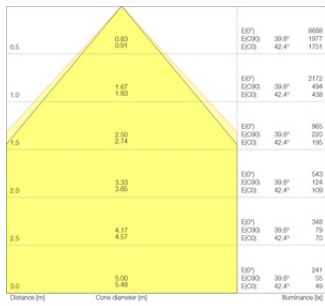
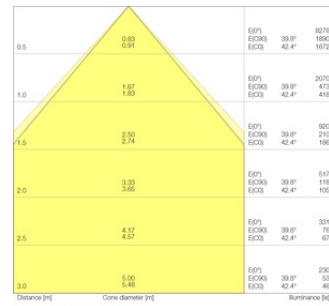
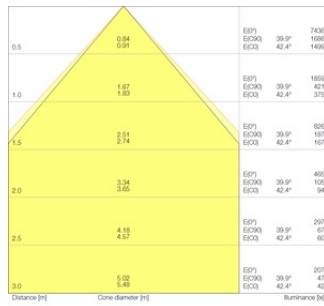
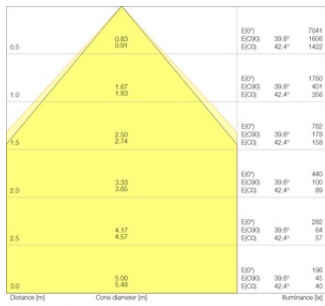
Nominal wattage	36 W / 29.5 W ¹⁾
Nominal voltage	220...240 V
Mains frequency	50...60 Hz
Nominal current	165.000 mA
Inrush current	12 A
Inrush current time T _{h50}	200 µs
Max. no. of lum. on circuit break. C10 A	16
Max. no. of lum. on circuit break. C16 A	25
Power factor λ	> 0.90
Total harmonic distortion	< 20 %
Protection class	II
Operating mode	External LED driver

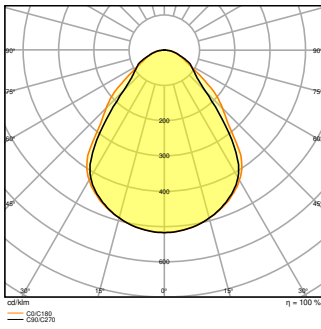
¹⁾ For possible options refer to lumen/power table image / PANEL COMFORT 600 or 625 P 36W 930/940 U19 CPS are fulfilling the technical minimum requirements according to the German BEG subsidy system for energy efficient luminaires at setting 4000K and 29.5W

Photometrical data

Luminous flux	4200 lm / 4000 lm / 3600 lm / 3400 lm ¹⁾
Luminous efficacy	122 lm/W / 118 lm/W / 115 lm/W / 112 lm/W ¹⁾
Color temperature	4000 K
Light color (designation)	Warm White / Cool White
Color rendering index Ra	≥90
Standard deviation of color matching	3 sdcM
Luminous intensity	- cd
Low flicker	Yes
Flickering metric (Pst LM)	<1
Stroboscope effect metric (SVM)	< 0.4
Photobiological safety group acc. to EN62778	RG0
Photobiological safety group acc. to EN62471	RG0
Beam angle	90 °
UGR	< 19

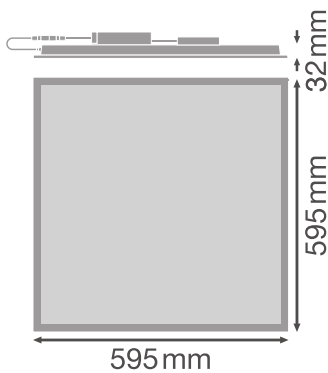
¹⁾ For possible options refer to lumen/power table image / PANEL COMFORT 600 or 625 P 36W 930/940 U19 CPS are fulfilling the technical minimum requirements according to the German BEG subsidy system for energy efficient luminaires at setting 4000K and 29.5W





Dimensions & Weight

Length	595.00 mm
Width	595.00 mm
Height	32.00 mm
Product weight	1950.00 g



Materials & Colors

Product color	White
Housing color	White
Body material	Steel
Cover material	Polystyrene (PS)
Glow Wire Test according to IEC 60695-2-12	650 °C
Mercury content	0.0 mg

Application & Mounting

Ambient temperature range	-10...+50 °C
Type of connection	Screwless terminal, 5-Pole (L, N, PE, DA+, DA-)
Type of protection	IP40/IP20
Protection class IK (shock resistance)	IK02

Dimmable	No
Mounting type	Surface/Recessed
Mounting location	Ceiling / Wall
Application environment	Indoor
Mounting length	575 mm
Mounting width	575 mm
Mounting depth	80,0 mm
LED module replaceable	Not replaceable
With light source	Yes

Lifespan

Lifespan L70/B50 at 25 °C	100000 h
Lifespan L80/B10 at 25 °C	60000 h
Lifespan L90/B10 at 25 °C	35000 h
Number of switching cycles	50000

Control gear

Output current	1100 mA
ECG - Output ripple current	10 %




Certificates & Standards













Standards	CB / CE / ENEC / EAC
Luminaire with limited surface temperature, "D sign"	No
Ball shot safe	No

EQUIPMENT / ACCESSORIES

- Accessories for several mounting options available
- Connector box with 5-pole terminal included
- Security rope for luminaire included
- Security brackets included
- External control gear included with switches to select CCT and power during installation

DOWNLOAD DATA

Documents and certificates	
	User instruction
	Addon Technical Information
	Packaging insert

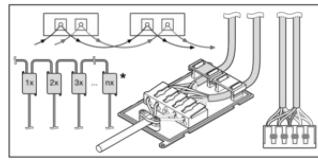
Documents and certificates	
	Declarations Of Conformity CE
	Declarations Of Conformity UKCA
Photometric and lighting design files	
	IES file (IES)
	LDT file (Eulumdat)
	ULD file (DIALux)
	ROLF file (RELUX)
	UGR file (UGR table)
	LDC typ cone
	LDC typ polar
CAD/BIM files	
	BIM_Revit_3D
	CAD_STEP_3D
Tender texts	
	Tender documents

LOGISTICAL DATA

Product code	Packaging unit (Pieces/Unit)	Dimensions (length x width x height)	Gross weight	Volume
4058075694460	Folding box 1	52 mm x 622 mm x 694 mm	2435.00 g	22.45 dm ³
4058075694477	Shipping box 4	640 mm x 220 mm x 710 mm	11035.00 g	99.97 dm ³

The mentioned product code describes the smallest quantity unit which can be ordered. One shipping unit can contain one or more single products. When placing an order, for the quantity please enter single or multiples of a shipping unit.

ADDITIONAL CATALOG INFORMATION



	T _p (K _{ohm}) / W _{Ac}	lm		lm/W	
		29.5W	36W	29.5W	36W
PANEL CMFT 36W CPS	4000K	3600 lm	4200 lm	122 lm/W	118 lm/W
	3000K	3400 lm	4000 lm	115 lm/W	112 lm/W
PANEL CMFT 36W DALI	4000K	-	4200 lm	-	118 lm/W
	3000K	-	4000 lm	-	112 lm/W

References / Links

- For Guarantee see www.ledvance.com/guarantee

DISCLAIMER

Subject to change without notice. Errors and omission excepted. Always make sure to use the most recent release.